

THE OLD KENNELS

THE OLD KENNELS, STENTWOOD, DUNKESWELL, DEVON, EX14 4RW

*BOTANICAL & NATURAL HISTORY COLOURED PENCIL DRAWING
WITH LINDA HAMPSON AT THE OLD KENNELS 2024*

'SPRING' ONLINE TUTORIALS

January 2024 Highland Cow

February 2024 The Wren

'IN PERSON' SUMMER TERM 2024

(£240 for four lessons or £65 per class if booked individually)

Monday 18th March 2024 Apple (botanical study)

Monday 22nd April 2024 'Last of the winter cabbage' January King cabbage (leaf detail)

Monday 20th May 2024 'St Johns Wort' Hypericum (working with yellow)

Monday 17th June 2024 Wild Columbine Posy (a still life)

MID-SUMMER ONLINE ONLY TUTORIAL

July 2024 Field Poppy

August 2024 Comma Butterfly

'IN PERSON' AUTUMN TERM 2024

(£240 for four lessons or £65 per class if booked individually)

Monday 16th September 2024 Sarah Bernhardt Peony (challenges of pink)

Tuesday 8th October 2024 Acorn Jay (Ornithological subject)

Monday 18th November 2024 Otter (beautiful eyes and wet fur)

Tuesday 3rd December 2024 Mistletoe (includes a glass of festive cheer)

SPECIAL OFFERS - 2024 IN-PERSON COURSES

*Book both SUMMER & AUTUMN 'IN PERSON' Classes for £440 and get complimentary
online tutorials for every class you attend.*

*IN ADDITION you will receive the SPRING and SUMMER online tutorials (worth £20)
So you will have a course to enjoy either at home or with the group every month of the year!*

*As an additional benefit to subscribing for the whole year in-person, should you wish to purchase any
additional online library courses you will be invited to choose another one free of charge.*

2024 ONLINE TUTORIALS

ANNUAL ONLINE MEMBERSHIP – £60

*We invite you to enjoy each inspirational monthly coloured pencil tutorial for the whole year.
Members receive a monthly email with a link to a private page where you will be first to have access the latest
online tutorial. The tutorial can be enjoyed at your leisure and will be accompanied by written notes, an outline
drawing, reference images and a pencil/paper list. In addition, you are invited to email Linda should you have
questions about the tutorial and share your finished artworks with her for feedback if you wish and receive
discounts on attending in-person, or purchasing additional online courses.*

*Should there be any subject you would rather not receive, or are not 100% pleased with,
simply let us know and you can exchange it for any single tutorial from our extensive online library!*

REQUIREMENTS LIST

When teaching in person, Linda will bring with her a selection of her own pencils & paper for people to use if they don't want to outlay on pencils for their first class, there will be a small charge for this and it would be appreciated if you could let us know at the time of booking so we know how many people we are supplying materials for.

If you would like to buy pencils, Faber Castell polychromos pencils are recommended for Lindas courses – there will be a colour list recommended for each class if you do not want to buy a set.

*Good quality, smooth drawing paper, no thinner than 180gsm, Clairefontaine 'paint on' is very reliable
Ordinary HB pencil, sharpener, eraser & putty eraser*

*BELOW is a list of the basic recommended colours in the **oil-based Faber Castell Polychromos** range. Remember to order using the number as they sometimes change the names!*


*White 101
Ivory 103
Cadmium Yellow 107
Orange Glaze 113
Dark Cadmium Orange 115
Light Cadmium Red 117
Pale geranium Lake 121
Sky Blue 146
Phthalo Blue 110
Earth Green Yellowish 168
Chrome Green Opaque 174
Brown Ochre 182
Van Dyke Brown 176
Dark Sepia 175
Cold Grey I 230
Black 199*

The above give you a basic set. Here are some other very useful colours:-


*Dark cadmium Yellow 108
Rose Carmine 124
Purple Violet 136
Mauve 249
Sanguine 188
Burnt Ochre 187
Warm Grey V 274
Warm Grey I 270
Cold grey V 234
Paynes grey 181
Earth Green 172
Green Gold 268*

*Below are some examples of paper I find good for coloured pencil. There are many choices and ultimately it ends up as personal choice. Any good quality smooth **drawing** paper, no thinner than 200gsm – Clairefontaine 'Paint-on' is a reliable good value choice if you are new to drawing and comes in several useful colours.*


Other papers: Bristol Board – not a board, but a paper, usually comes in thickness of around 220gsm. Very smooth surface – Daler Rowney is acceptable, but I prefer Windsor and Newton. Good watercolour paper – hot pressed, is also suitable. I recommend Fabriano Artístico HP 300gsm. I also use various pastel papers, Daler Rowney, Canson and enjoy Art Spectrum Colourfix from Australia. Derwent have made a watercolour paper also proving to be good for Coloured Pencil.




DALER ROWNEY HEAVYWEIGHT
CARTRIDGE PAPER. ACID-FREE,
220gsm. SMOOTH, YET WITH ENOUGH
'TOOTH'. GOOD 'STARTER' PAPER




DALER ROWNEY BRISTOL BOARD
250gsm, ACID FREE, VERY SMOOTH,
'HARD' PAPER. CAN BE TOO SMOOTH
FOR SOME, BUT VERY TOUGH - IDEAL
FOR 'HEAVY-HANDED' ARTISTS




WINDSOR & NEWTON BRISTOL BOARD
250gsm, ALSO VERY SMOOTH, BUT
SEEMS TO 'TAKE' THE PENCIL
EASIER THAN THE ABOVE



FABRIANO ARTISTICO HP 300gsm
SUPERB PAPER! 100% RAG, ACID-FREE,
WELL SIZED, CONSIDERED ARCHIVAL
AVAILABLE IN TRADITIONAL (CREAM) OR
EXTRA WHITE (SHOWN)



CANSON PASTEL PAPER, ACID FREE,
MANY COLOURS, 180gsm (A BIT THIN)
HUGE RANGE OF OTHER PASTEL PAPERS
SUITABLE, BUT BE AWARE THAT MANY
HAVE A STRONG, REPETITIVE PATTERN



AUSTRALIAN 'COLOURFIX' PASTEL PAPER
VERY ROUGH, ACID-FREE, 300gsm
EXCITING RESULTS! 'CHEWS' THROUGH
PENCILS

THERE ARE MANY OTHER SUITABLE PAPERS AND IT ACTUALLY ENDS
UP WITH PERSONAL PREFERENCE. DO WORK ON A DECENT QUALITY
PAPER. WOOD PULP PAPERS, EVEN IF 'ACID-FREE' DO DETERIORATE IN TIME,
SO FOR QUALITY WORK, A GOOD RAG, ARCHIVAL PAPER IS ADVISED.