

2019 PROGRAMME OF COURSES

# THE OLD KENNELS



[www.theoldkennels.co.uk](http://www.theoldkennels.co.uk)



# THE OLD KENNELS

*Situated on the Devon Somerset border, in the heart of The Blackdown Hills close to Dunkeswell Airfield, we offer a quiet rural retreat, where you can learn or improve skills in a variety of traditional and heritage arts, skills and crafts.*

*The Old Kennels is a flint barn set in 25 acres of beautiful woodlands and permanent pasture, originally part of The Stentwood Estate built by Squire Eccles in the 1880s. Classes are held in the garden room, studio, or out of doors as is appropriate to the subject and the weather and are tutored by professional local, national and international artists and makers.*

*We offer comfortable AA Graded Four Star accommodation onsite and are proud to have been classified for the eleventh successive year as Gold Standard by the Green Tourism Business Scheme and Platinum Green Leaders by Tripadvisor. We were awarded Gold in the Artistic, Cultural & Learning Experience Category at both the Devon Tourism Awards 2016 and South West Tourism Excellence Awards in 2017, we were proud to gain a Tripadvisor Certificate of Excellence and are finalists in The Rural Business Awards and Devon Tourism Awards 2018.*

*We hope you will enjoy the serenity of our surroundings and our programme of events.*



TEL: 01823 681138

[www.theoldkennels.co.uk](http://www.theoldkennels.co.uk)



# THE OLD KENNELS

## HOW TO FIND US:

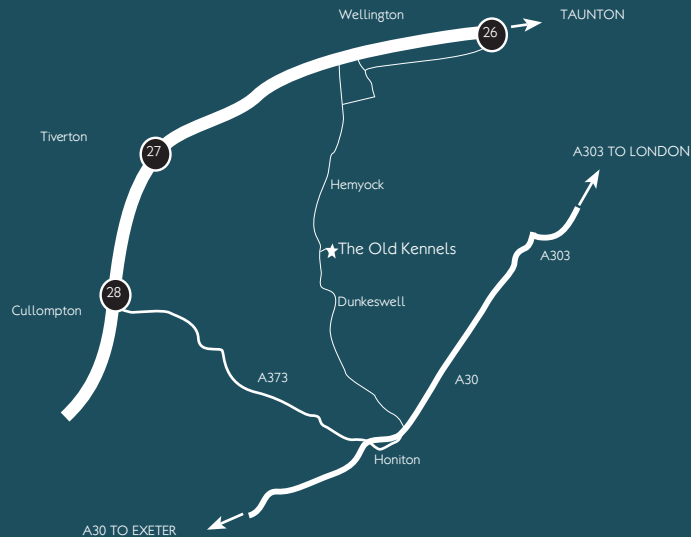
We are located between Hemyock and Dunkeswell, just 15 minutes from Honiton. For more detailed directions please see our website, where you will find directions from different approaches including short cuts the sat nav might ignore, as well as links to public transport providers. Let us know if you are interested in a lift share.

### From Hemyock;

Take the road marked 'Dunkeswell' beside the Catherine Wheel pub. Follow this road for approximately two miles. Approximately 1/2 a mile after passing Gypsy Cross (which is a cross roads), turn left into small drive marked Stentwood (if you reach the airfield you have gone too far), follow the lane slowly (large drain half way down!) past the tearooms to bottom of hill, turn left back on yourself before you drive onto gravel into The Old Kennels.

### From Dunkeswell;

Follow the main road (C131) through the Village and past the airfield. Approximately half a mile after seeing the airfield, take first right (small drive marked Stentwood), follow the lane slowly (large drain half way down!) past the tearooms to bottom of hill, turn left back on yourself before you drive onto gravel into The Old Kennels.



TEL: 01823 681138

[www.theoldkennels.co.uk](http://www.theoldkennels.co.uk)



## *The Essentials...*

*Classes usually run from 10am - 4pm (unless otherwise stated on your confirmation, some classes may be slightly longer days). We will be glad to welcome you from 9.45am for coffee.*

*Hot and cold drinks are inclusive and served throughout the day. Lunch is served as a sit down 'bring and share' buffet. Please bring a small plate of food to share, or lunch can be prebooked at a cost of £5 per day.*

*Wheelchair access is limited and some classes are more physically demanding than others. For your uninterrupted enjoyment of classes, please call us prior to booking to discuss your individual needs.*

*Please see our website for additional classes, regular groups, improvers classes and current availability. Follow us on Facebook for film clips, photos, last minute availability, offers & promotions!*






[www.theoldkennels.co.uk](http://www.theoldkennels.co.uk)



*Beautiful 4 star*  
ACCOMMODATION  
*in the Blackdown Hills*

*Why not stay in the tastefully converted Loft above our studio at a special rate of £50 per person per night including a continental breakfast hamper when booked with a course - please call to book*



*The Loft may also be booked as a self contained two bedroom/bathroom apartment with lounge, kitchen & terrace garden with far reaching views across the valley*

TEL: 01823 681138

[www.theoldkennels.co.uk](http://www.theoldkennels.co.uk)

*Capsicum  
Pepper*  
BOTANICAL  
COLOURED  
PENCIL  
DRAWING



*Linda Hampson*

TUESDAY 26TH FEBRUARY

Coloured pencil is a marvellously versatile medium. We will work with Faber Castell Polychromos pencils. It is genuinely an easy medium to master and so I invite you to join me in a workshop. You will learn how to layer and blend and various other 'tricks' and techniques. Beginners and improvers welcome.

PLEASE ENQUIRE OR SEE OUR WEBSITE  
[WWW.THEOLDKENNELS.CO.UK](http://WWW.THEOLDKENNELS.CO.UK) FOR DETAILS OF  
REGULAR MONTHLY BOTANICAL DRAWING CLASSES

£65 (PLUS MATERIALS AS/IF REQUIRED)

*Introduction to*  
LAMPWORK  
GLASS BEAD  
MAKING



*Tracey Bell*

WEDNESDAY 27TH FEBRUARY

If you're mesmerised by the beauty of glass beads you will adore this introductory class! You will make your own lampwork glass beads using a bench mounted oxygen/propane torch; learning the basic principles of working safely and understanding your equipment and materials. There will be ample opportunity to try several shapes of bead and work in your choice of colours, as well as some basic surface decoration.

ALSO SEE OUR WEBSITE FOR FURTHER ONE DAY  
INTRODUCTORY COURSES THROUGHOUT THE YEAR

£85 (INCLUDING MATERIALS)

*Hand Felted*  
HATS



*Zsófia Marx*

TUESDAY 5TH AND WEDNESDAY 6TH MARCH

Make your own stunning headwear - have fun creating your own beautiful felt hat and take your felt making skills to the next level on this two-day workshop with Amsterdam-based milliner, feltmaker Zsófia Marx.

In her work Zsófia combines millinery and felt making techniques. The workshop will be filled with the necessary practical and technical information to inspire your creativity and let your imagination run wild. You will return home with a finished and unique hat that you can be truly proud of!

£195 (BRING YOUR OWN MATERIALS)

## VICTORIAN & MEDIEVAL ENCAUSTIC TILE MAKING



*Jo Dove*

---

THURSDAY 7TH AND FRIDAY 8TH MARCH

This course will look at the traditional way that inlaid or 'Encaustic' tiles were made. We will be exploring the use of print to make an impression in clay that can be filled with different coloured clays to enhance the design. There will also be other methods used in contemporary ceramics that give similar results to inlay tiles, which are easier and quicker to achieve.

Tiles will be available to collect when the processes of drying and kiln firing are completed thereafter, or can be posted to you (at cost) if you prefer.

£145 (PLUS £35 FOR MATERIALS AND FIRING)

## JOURNEY MAPS & FANTASY CARTOGRAPHY



*Jim Stanes*

---

TUESDAY 12TH AND WEDNESDAY 13TH MARCH


Create maps using the Middle Ages as our inspiration. Maps in those days were not so much geographical but as a means of showing a particular journey, for example how to get from A to B.

For our maps I would like you to think of a memorable journey; this could be from your house to the nearest town, or something more adventurous, such as a trip to the far reaches of this island of Britain.

We do not have to be literal or exact. Important things are made big and less important things become smaller. Our map may not be immediately recognisable, but it will be completely understandable. Jim is well known for his beautiful cartography, art and design work in the film industry.

£145 (PLUS APPROXIMATELY £10 MATERIALS)

## STONE CARVING *Gargoyle*



*Kate Semple*

---

THURSDAY 14TH AND FRIDAY 15TH MARCH

Join Kate Semple to carve your own Gargoyle inspired by the wonderful carvings we admire on churches and cathedrals. Kate will take you step by step through the ancient skills of stone carving, to create your own sculpture for your home or garden.

Beginners and improvers welcome.

£145 (PLUS MATERIALS APPROXIMATELY £25)



## *Traditional Cold Process SOAP MAKING*



*Ishbel Ramsay*

TUESDAY 19TH MARCH

An introduction to traditional cold process soap making. You will take home a kilo of pure natural soap (approximately 12 large or 20 small bars) with no animal ingredients, scented with your choice of essential oils. A relaxing day producing wonderful gifts, or a bespoke soap to enjoy yourself. You will receive full written instructions so you can make more at home as well as simple ideas for wrapping and presentation.

ALSO SEE INTERMEDIATE COURSE IN SEPTEMBER - ONLY OPEN TO THOSE WHO HAVE TAKEN THIS BASIC COURSE OR WHO HAVE MADE SOAP BEFORE

£75 (PLUS MATERIALS APPROX. £35/KG OF SOAP MADE)

## *Pure Natural LIQUID SOAP MAKING*



*Ishbel Ramsay*

WEDNESDAY 20TH & THURSDAY 21ST MARCH

Learn to make natural liquid soap free of toxins, using only plant based oils. This effective, bubbly, cruelty-free soap is suitable for vegans and can be used safely in all bio sewage systems as it is fully biodegradable. You can add essential oils or leave it completely natural. Refill all your household soap containers with this wonderful plastic free option! You will be amazed at what great value this soap is and just how versatile. You will make a litre of beautiful, natural Castile soap as well as whipped soap, foaming body wash, all purpose surface and floor cleaner, hand wash, natural toothpaste and foaming body polish. Everyone leaves with a bundle of natural goodies and all the recipes to make more at home.

£145 (PLUS MATERIALS APPROXIMATELY £45)

## WOODEN EATING SPOONS



*Sean Hellman*

FRIDAY 22ND MARCH

We use spoons every day and usually give them little thought. They are wonderful examples of 3D design and art meeting function, with their almost infinite variety of shapes and form. People have carved wooden spoons since we began working wood, a tradition that is still alive today with more and more people taking up this practical and rewarding pastime.

This workshop will concentrate on making spoons used for eating. Spoon carving tools will be available for purchase. Beginners and improvers welcome.

£75 (INCLUDING MATERIALS)

## WORKING WITH SILVER



*Julian Livingstone*


---

WEDNESDAY 27TH AND THURSDAY 28TH MARCH

Ever popular, this two day class with a professional silver smith is aimed at complete beginners and improvers. Starting with sheet metals and expert guidance you will learn to cut, shape, solder, bezel set stones and polish to make small items of jewellery, a sugar spoon or other trinkets and keepsakes to your own designs. You are welcome to work in gold or other metals by prior arrangement.

£145 (PLUS MATERIALS BY WEIGHT - APPROXIMATELY  
£1.95P/GM INC. SOLDER, FLUX AND CONSUMABLES)

## TRADITIONAL SUSSEX TRUG



*John Carnell*

---

WEDNESDAY 3RD AND THURSDAY 4TH APRIL

Learn the secrets of hand-crafting traditional steamed Sussex Garden trugs made of 'cricket bat' Willow and Sweet Chestnut under the instruction of a traditional Sussex trug maker. You will cleave the timber, shape panels, frame and handle with a drawknife, then steam the Chestnut and soak the Willow before assembling your trug with copper nails. This is a very special and rarely seen course which employs only hand tools and where you will construct your trug from tree to finish. All tools are provided and the group will be small, no experience is necessary.

£225 (PLUS MATERIALS APPROXIMATELY £25)

## LADLE MAKING IN PEWTER



*Ella McIntosh*

---

WEDNESDAY 24TH & THURSDAY 25TH APRIL

Join Ella to create a functional pewter ladle. Ella will guide you through a range of traditional metalwork and pewtersmithing techniques to create a ladle of your own design.

You will experience a complete range of pewtersmithing skills such as hammer work, raising and sinking a 3D form from a flat sheet of metal. Casting ingots, pouring molten pewter from a smelting pot, cold forging a handle and soldering.

£165 (PLUS MATERIALS APPROXIMATELY £45)

## STEAM BENT SIEVES & RIDDLES



*Steve Overthrow*

---


TUESDAY 30TH APRIL & WEDNESDAY 1ST MAY

Make an 8" potting sieve and a 18" garden riddle with England's only traditional sieve and riddle maker, some of the most ancient tools dating back thousands of years, just as useful today as ever before.

You will steam bend the riddle rims around a form and learn age old methods, tacking together riddle rims, drilling, weaving and tensioning the individual wires. In addition you will make a small potting sieve learning how to cut and fit a pre-woven mesh. You will take home some robust and useful hand crafted tools that will last a lifetime.

£145 (PLUS £30 MATERIALS)

## MARBLED PAPERS



*Jemma Lewis*

---

THURSDAY 2ND MAY

Hand Marbled paper is a treasure often found inside the covers of quality books, but you will not want to hide your beautiful creations! Wonderful for decoration of the covers (inside or out) of your books. A useful and interesting technique, as at home on paper as it is on fabric. A rare opportunity to be taught by a professional. All materials are provided, a really fun day, simply bring a pinny and wear old clothes, very addictive!

£95 (PLUS £10 MATERIALS)

IF YOU WISH TO LEARN MORE SKILLS YOU MAY ALSO  
WISH TO BOOK OUR IMPROVERS CLASS IN JULY

## STERLING SILVER CHAINMAIL



*Ann Oldfield*

---

TUESDAY 7TH AND WEDNESDAY 8TH MAY

An introduction to the history and principles of making chainmail (or chainmaille) with Ann Oldfield, a silversmith who spent 30 years working on the conservation of Arms and Armour for notable collections at Inveraray Castle for the Duke of Argyll, the National Trust, the V&A and the Tower of London. You will learn to make jump rings from a straight piece of wire and to link them together in the correct order according to the principles of mail-making, solder, finish and polish your piece. Suggestions for your project might be a pair of earrings or a simple bracelet.

£145 (PLUS MATERIALS BY WEIGHT - APPROXIMATELY  
£1.95P/GM INC. SOLDER, FLUX AND CONSUMABLES)

## PRINTMAKING PEAS, PODS & PATIENCE



*Louise Scamell*

---

THURSDAY 9TH AND FRIDAY 10TH MAY

Using Peas Pods and Patience as the subject matter, we will make small drypoint plates. We will then transfer the images to plaster turning them into beautiful handcast blocks. After sealing them with wax we will mount them on blocks of wood so that they can be simply hung or framed.

You will make one or two blocks approximately 2 1/2 x 4" or 3 x 5" depending on your progress. No previous printmaking experience is required.

£145 (PLUS MATERIALS APPROXIMATELY £25)

## WOOD ENGRAVING BOOK PLATES



*Andy English*


---

MONDAY 13TH AND TUESDAY 14TH MAY

Wood engraving is a type of relief printmaking where the image is engraved on the endgrain surface of a woodblock, inked and printed either by burnishing or in a press. You will learn how to engrave and then design and print a simple bookplate for yourself or a friend. Andy English is a professional engraver who is always in demand for his beautiful bookplates.

£165 (PLUS MATERIALS APPROXIMATELY £10)

## *Hand Cast* LEAD PLANTERS



*Jon Foster*

---

WEDNESDAY 15TH AND THURSDAY 16TH MAY

If you adore the timeless sophistication of lead planters, let experienced foundryman Jon Foster guide you through the process of traditional die casting. Jon will bring tackle that describes the process of sand casting the die – you will then use pre-made dies to cast lead using traditional methods shaping, lead welding, patination and finishing the cast lead to form beautiful heirloom plant pots. This will be a relaxed course, with great emphasis on lead casting safety. Although some heavy lifting is a necessary part of the process, this can be done for you as required.

£145 (PLUS MATERIALS BY FINISHED WEIGHT DEPENDENT ON SIZE APPROX £3 PER KG OR £80 FOR A 16" PLANTER))

## LAPIDARY



*Jim Edmondson*

---

MONDAY 10TH JUNE

A hands-on course to create your own gemstone. You will cut, grind, polish and finish slices of natural semi-precious rock into beautiful cabochon stones.

Why not attend a silversmithing course (see next two days, or November course) and try setting them in silver, or simply enjoy them as they are – it's not magic its lapidary!

£95 (PLUS NOMINAL CHARGE FOR MATERIALS AS USED - APPROXIMATELY £5 PER SLICE)

## WORKING WITH SILVER



*Julian Livingstone*

---

WEDNESDAY 12TH AND THURSDAY 13TH JUNE

Ever popular, this two day class with a professional silver smith is aimed at complete beginners and improvers. Starting with sheet metals and expert guidance you will learn to cut, shape, solder, bezel set stones and polish to make small items of jewellery, a sugar spoon or other trinkets and keepsakes to your own designs. You are welcome to work in gold or other metals by prior arrangement.

£145 (PLUS MATERIALS BY WEIGHT - APPROXIMATELY £1.95P/GM INC. SOLDER, FLUX AND CONSUMABLES)

## BOTANICAL DRAWING IN THE DARK

*Wild Strawberries*



*Linda Hampson*

---

TUESDAY 18TH JUNE

Coloured pencil is a marvellously versatile medium. We will work with Faber Castell Polychromos pencils. It is genuinely an easy medium to master and so I invite you to join me in a workshop. You will learn how to layer and blend and various other 'tricks' and techniques, but unique to this workshop the class will be in a darkened room, each student using only artificial light from a small source - an exercise in tonal value. Beginners and improvers are both welcome.

PLEASE ENQUIRE OR SEE OUR WEBSITE  
[WWW.THEOLDKENNELS.CO.UK](http://WWW.THEOLDKENNELS.CO.UK) FOR DETAILS OF  
REGULAR MONTHLY BOTANICAL DRAWING CLASSES

£65 (PLUS MATERIALS AS/IF REQUIRED)

## *Hand Forged HOOKS & TRIVETS*



*Cara & Tom  
Toogood*

---

WEDNESDAY 19TH AND THURSDAY 20TH JUNE

An introduction to the ancient art of forging metal, this two day course will cover the basics of forging safely and you will produce a small selection of ornate and decorative hooks and trivets hand forged under expert tuition.

You will come away with a wonderful array of small, useful and unique small items you can be proud of for years to come.

£165 (PLUS MATERIALS APPROXIMATELY £20)

## VERRE EGLOMISÉ



*Yanny Petters*

---

TUESDAY 25TH AND WEDNESDAY 26TH JUNE

Reverse painting on Glass/Verre Eglomisé are terms for an ancient method of decorating glass with gold and paint.

Unlike stained glass it is not intended to be lit from behind. In central Europe farmers painted icons which they sold to pilgrims. The technique is used in decorating mirrors to this day and there are many important collections in Europe.

£185 (PLUS APPROXIMATELY £25 MATERIALS)

## STAINED GLASS *Leadwork & Copper Foiling*



*Ann Pengelly*


---

MONDAY 1ST AND TUESDAY 2ND JULY

Explore the diversity of stained glass panels - using copper foil & lead work. A voyage of discovery through these fascinating techniques culminating in a finished panel, up to a square foot in size (larger pieces can be started but will not necessarily be completed in the two days). This class is suitable for complete beginners as well as improvers.

£145 (PLUS MATERIALS AS REQUIRED APPROXIMATELY £20 TO INCLUDE PRACTICE GLASS, LEAD, FOIL AND GLASS FOR A FINISHED PANEL UP TO 12" SQUARE - FURTHER MATERIALS AVAILABLE IF REQUIRED)

*Improvers*  
PAPER  
MARBLING



*Jemma Lewis*

---

WEDNESDAY 3RD JULY

A further progression in techniques for students who have previously attended an introductory class with Jemma; Pick up basics again and then in addition to this we will use coloured base papers and metallic paints, as well as handmade papers, mix some paints directly from tubes, learn double marbling and also try and match a piece of marbling.

£95 (PLUS MATERIALS £15)

BRONZE  
CASTING



*Shane Whitehead*

---

THURS 4TH/FRI 5TH & THURS 11TH/FRI 12TH JULY

This year's course will focus on making original pieces in wax to be cast in Bronze using the ancient lost wax casting process. You will learn the techniques required to cast in bronze; starting with wax sculpting and creating a casting tree over the first two days, then casting your sculpture, finishing your castings and finally patination techniques the following week. This course is suitable for all levels of ability and experience.

£285 FOR FOUR DAYS (PLUS MATERIALS APPROXIMATELY £65)

*Improvers*  
WILLOW  
MARKET  
BASKET



*Hilary Burns*

---

TUESDAY 9TH & WEDNESDAY 10TH JULY

A texturally pleasing, tall sided, oval basket with a sturdy central handle suitable for holding produce when shopping at the local market or for carrying a packed picnic and bottle of wine, using willow that Hilary harvests from her collection and from the Somerset Levels. The inclusion of 'rib randing' as a weave on the sides creates a thicker decorative band that spirals up the sides. Suitable for students who have already made round baskets. Oval techniques are a step up and involve working with chasing sets of weavers. If you already have some basket making experience and want to move on in your learning, this course will help you develop your repertoire.

£165 (PLUS MATERIALS APPROXIMATELY £20)

## TRADITIONAL COLD PROCESS SOAP MAKING



*Ishbel Ramsay*

---

TUESDAY 24TH SEPTEMBER

An introduction to traditional cold process soap making. You will take home a kilo of pure natural soap (approximately 12 large or 20 small bars) made with plant based ingredients and scented with your choice of essential oils.

A relaxing day producing wonderful gifts, or a bespoke soap to enjoy yourself. You will receive full written instructions so you can make more at home as well as simple ideas for wrapping and presentation.

£75 (PLUS MATERIALS APPROXIMATELY £35)

## *Improvers* PURE NATURAL SOAP MAKING "BOX OF CHOCOLATES"



*Ishbel Ramsay*

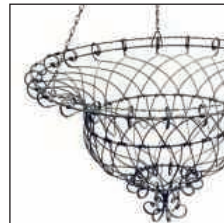
---

WEDNESDAY 25TH & THURSDAY 26TH SEPTEMBER

This class is for anyone who has already attended a traditional cold process soap making with Ishbel before. You will learn specialist decorative & fragancing techniques to make a fabulous range of luxury chocolates and sweets (all in pure natural plant based soap of course!). This course will take your soap making skills to a new level and give you inspiration to use your new skills in your own soap making at home. As always great fun as well practical, beautiful products to make fine festive gifts. You will receive full written instructions so you can make more at home as well as simple ideas for wrapping and presentation.

£145 (PLUS MATERIALS APPROXIMATELY £45)

## PERIOD VICTORIAN WIREWORK *Hanging Basket*



*Adrian Rayment*

---

THURSDAY 3RD AND FRIDAY 4TH OCTOBER

Adrian has been crafting traditional Victorian Wirework designs for over 30yrs. From large ornate gazebo's and pergolas, tables and chairs to intricate basket wirework. He is considered the leading light of contemporary and period Wirework crafting, with clients in many parts of the world. Over a two day period Adrian will tutor students in traditional Wirework technique, with a view to crafting a period Victorian basket from start to finished piece. An extensive crafting background is not required and even though the craft is physical, great hand strength is not required to achieve a finished piece of work.

£165 (PLUS MATERIALS APPROXIMATELY £20)



## SHAKER BOXES



*Murray Marks*

---

TUESDAY 5TH AND WEDNESDAY 6TH NOVEMBER

Hand craft a set of two or three beautiful nesting shaker boxes in Cherry and Maple using Shaker materials and methods. A relaxed and gentle process using veneers, the copper tacks that hold the bands, the wooden pegs that pin the bands to the lids and bases are imported from America. Each stage and process closely follows the traditions. The Shaker lifestyle required a practical storage system for household /workshop. They adapted an English design of box which was almost round, and changed the proportions to the now classic oval design. The distinctive swallow tails of the joint were designed for practical purposes and with the bevelled detail give a stylish hallmark to the finished box.

£155 (PLUS MATERIALS APPROXIMATELY £15 PER BOX)

## WOOD CARVING *Architectural Ornament*



*Hannah Hartwell*

---

THURSDAY 7TH AND FRIDAY 8TH NOVEMBER

Carving in a historic style inspired by C17th limewood architectural carving made famous by Grinling Gibbons. You will be provided with a prepared blank of limewood and will learn to carve an acanthus leaf, husk or floral decoration used in architectural ornament. You will be shown all of the processes using traditional tools and techniques. Suitable for beginners or, for anyone with experience, there will be a choice of more complex projects. For those who have been on a previous course, there will be a choice of several other designs.

£145 (PLUS MATERIALS APPROXIMATELY £20)

## *Lampwork* GLASS BEAD MAKING



*Tracey Bell*

---

WEDNESDAY 13TH NOVEMBER

If you're mesmerised by the beauty of glass beads you will adore this introductory class! You will make your own lampwork glass beads using a bench mounted oxygen/propane torch; learning the basic principles of working safely and understanding your equipment and materials. There will be ample opportunity to try several shapes of bead and work in your choice of colours, as well as some basic surface decoration.

£85 (INCLUDING MATERIALS)

## WORKING WITH SILVER



*Julian Livingstone*

---

THURSDAY 14TH AND FRIDAY 15TH NOVEMBER

Ever popular, this two day class with a professional silver smith is aimed at complete beginners and improvers. Starting with sheet metals and expert guidance you will learn to cut, shape, solder, bezel set stones and polish to make small items of jewellery, a sugar spoon or other trinkets and keepsakes to your own designs. You are welcome to work in gold or other metals by prior arrangement.

£145 (PLUS MATERIALS APPROXIMATELY £1.95P/GM INC.  
SOLDER, FLUX AND CONSUMABLES)

## *Traditional* DEVON STAVE BASKET



*Mark Snellgrove*

---

WEDNESDAY 20TH & THURSDAY 21ST NOVEMBER

A traditional basket also known as a splint basket originating from west/north Devon and used by farmers and smallholders for planting and harvesting potatoes, apples, feeding stock, and a multitude of tasks on the land. Stave baskets are very hard wearing and give years of service. You will be making a 'number 2' sized basket with a handle, which was designed to hold about 20lbs of potatoes using cleft ash for the 'bonds' and handle and western red cedar for the staves. A very special course which hasn't been taught for many years.

£175 (PLUS MATERIALS APPROXIMATELY £30)

## FOLDED SECRETS 'ZHEN XIAN BAO' KEEPSAKE BOOK



*Ruth Smith*

---

THURSDAY 28TH AND FRIDAY 29TH NOVEMBER

This richly decorated book has 11 compartments, 6 pages and a distinctive red cloth cover with tassels. Traditional examples are decorated inside with flowers, birds, figures and tiny triangles. Colourful paper edging strips are also a feature. A cutting layout is provided before the workshop so that you come with the paper cut ready for folding. Step by step instructions are given along with ideas for decoration from finished examples and from original Chinese 'zhen xian bao' with their colourful woodblock prints, geometric patterns and stylised motifs. Used originally to store embroidery threads, precious photographs and family mementoes these books are surprisingly capacious and fun to make.

£165 (BRING YOUR OWN MATERIALS)

BOTANICAL  
COLOURED  
PENCIL  
DRAWING  
*Sprouts!*



*Linda Hampson*


TUESDAY 3RD DECEMBER

Festive botanical insanity using coloured pencil, a marvellously versatile medium. We will work with Faber Castell Polychromos pencils. It is genuinely an easy medium to master and so I invite you to join me in a workshop. You will learn how to layer and blend and various other 'tricks' and techniques. Beginners and improvers are both welcome.

PLEASE ENQUIRE OR SEE OUR  
WEBSITE [WWW.THEOLDKENNELS.CO.UK](http://WWW.THEOLDKENNELS.CO.UK)  
FOR DETAILS OF REGULAR MONTHLY  
BOTANICAL DRAWING CLASSES

£65 (PLUS NOMINAL CHARGE FOR MATERIALS IF REQUIRED)  
INCLUDING A GLASS OF FESTIVE CHEER WITH LUNCH

*Working  
with Gold*  
ILLUMINATION



*Alma Swan*

WEDNESDAY 4TH & THURSDAY 5TH DECEMBER

In this course, you will be introduced to various techniques for working with gold – flat and raised gilding using leaf and powder gold, burnishing, the use of gesso and other sizes to support the gold – combined with colour to produce beautiful gilded designs. Students can work on a design of their choice or one offered by the tutor. The finished designs will be suitable for framing, photographing for reproduction or for very special cards. For those who have attended previous gilding workshops there will be some elements of progression in your learning.

£145 (PLUS MATERIALS APPROXIMATELY £15)  
INCLUDING A GLASS OF FESTIVE CHEER WITH LUNCH

*Hedgerow &  
Garden*  
FESTIVE  
WREATH



*Jan Boddington*

TUESDAY 10TH DECEMBER

A little festive inspiration with the wonderful Jan Boddington of Blushed Flowers! Jan will guide you through making a festive wreath to adorn your home or front door, using locally sourced garden greenery and decorated with hedgerow finds. You'll also make a rustic terracotta pot table centre, full of country charm. Natural simplicity using the colours and textures of the season.

£75 (PLUS MATERIALS APPROXIMATELY £15)  
INCLUDING A GLASS OF FESTIVE CHEER WITH LUNCH



### *Things you need to know...*

*As places are limited, full payment is required in order to make a booking. This is refundable/exchangeable up to four weeks prior to a course, after which refunds and exchanges can only be made if your place is immediately filled from a waiting list.*

*If we find it necessary to change, amend or cancel a class we will refund you in full, or rebook you as required.*

*Full requirements lists will be supplied on receipt of your booking.*

*Beautiful Gift Vouchers are also available*

### ENVIRONMENTAL POLICY

It is our aim to impact on our environment as little as possible. We are proudly zero waste, composting and recycling keenly, we use natural cleaning products and do our best to shop ethically and locally. We embrace organic principles with our animals and on our land, growing as much of our own food as possible. Our conservatory works well to passively heat our house, teamed with a wood fuelled boiler and solar thermal panels to heat our well water and guest accommodation. We generate electricity using photo voltaic panels and source the balance from 100% renewable suppliers. Our printing is on recycled or chlorine free paper made from pulp from sustainable forests. All inks used are made from vegetable based oils. We are pleased to be part of the Green Tourism Business Scheme and rated as Gold Standard as well as Tripadvisor Green Leaders Scheme Platinum Award holders.

### *Open Studio Facility*

*We operate an open studio facility which enables you to use the studio and equipment at your convenience and allows you to continue exploring skills which you learn during the classes here in our supervised and fully equipped studio environment.*

*Although you will not be given tuition, you will have support and assistance should you need it and most importantly time to experiment!*

*Booking is essential and conditional that you have already attended a full class on your subject here in order to satisfy all health and safety requirements.*

### *Tariff for use of studio*

*Silver work or stained glass £45 per person per day - includes use of equipment and studio.*

*Lampworking £20 per hour - includes use of torch, kiln & tools, as well as glass and gas used.*

*Silver sheet, wire and consumables are available to purchase, or bring your own. Drink making facilities available. Just bring a packed lunch.*

THE OLD KENNELS

---

course booking form

---

GIFT VOUCHERS ALSO AVAILABLE

# THE OLD KENNELS

## course booking form

Name:

Address:

Postcode:

Tel:

Email:

Where did you hear about us:

I would like to book the following course(s):

Date	Title	Amount
/ /		£
/ /		£
/ /		£
/ /		£
/ /		£
TOTAL ENCLOSED		£

Do you have any allergies, particular dietary, or mobility requirements:

Please make your cheque payable to **THE OLD KENNELS** and post to:  
The Old Kennels, Stentwood, Dunkeswell, Devon EX14 4RW

OR CHECK AVAILABILITY & BOOK ON LINE AT [WWW.THEOLDKENNELS.CO.UK](http://WWW.THEOLDKENNELS.CO.UK)

*As places are limited, full payment is required in order to make a booking. This is refundable / exchangeable up to four weeks prior to a course, after which refunds and exchanges can only be made if your place is immediately filled from a waiting list. If we find it necessary to change, amend or cancel a class we will refund you in full, or rebook you as required.*

*Full requirements lists will be supplied on receipt of your booking. Please use a separate form for each person attending. Gift vouchers are available on request.*

*Please remember to keep a copy of the classes you have booked.*

*If you do not wish to join our mailing list by post or email please tick here*

*As you will see from our website, we post photographs of our classes online if you object to being in a photo used in this way please tick here*



TEL: 01823 681138

*The Old Kennels, Stentwood, Dunkeswell, Devon EX14 4RW*



WWW.THEOLDKENNELS.CO.UK

